

Quality since 1833

BACHMANN HD



SIGNAL BRIDGE

- Snap-Fit
- No glue necessary
- Styled after authentic American prototype
- Age 8 to adult



UNASSEMBLED BUILDING KITS

IMPORTANT—BEFORE STARTING

1. If decals or signs are included, apply prior to assembly.
2. Check parts against list of parts.
3. Use photo above as a guide.
4. Carefully trim any excess plastic from the parts before assembling.
5. Although no glue is necessary for completing this kit you may wish to add a few drops of styrene cement to joints for permanent construction.
6. All parts are called out as shown below.

3 = PART
NUMBER

3 = ASSEMBLY
SEQUENCE
NUMBER

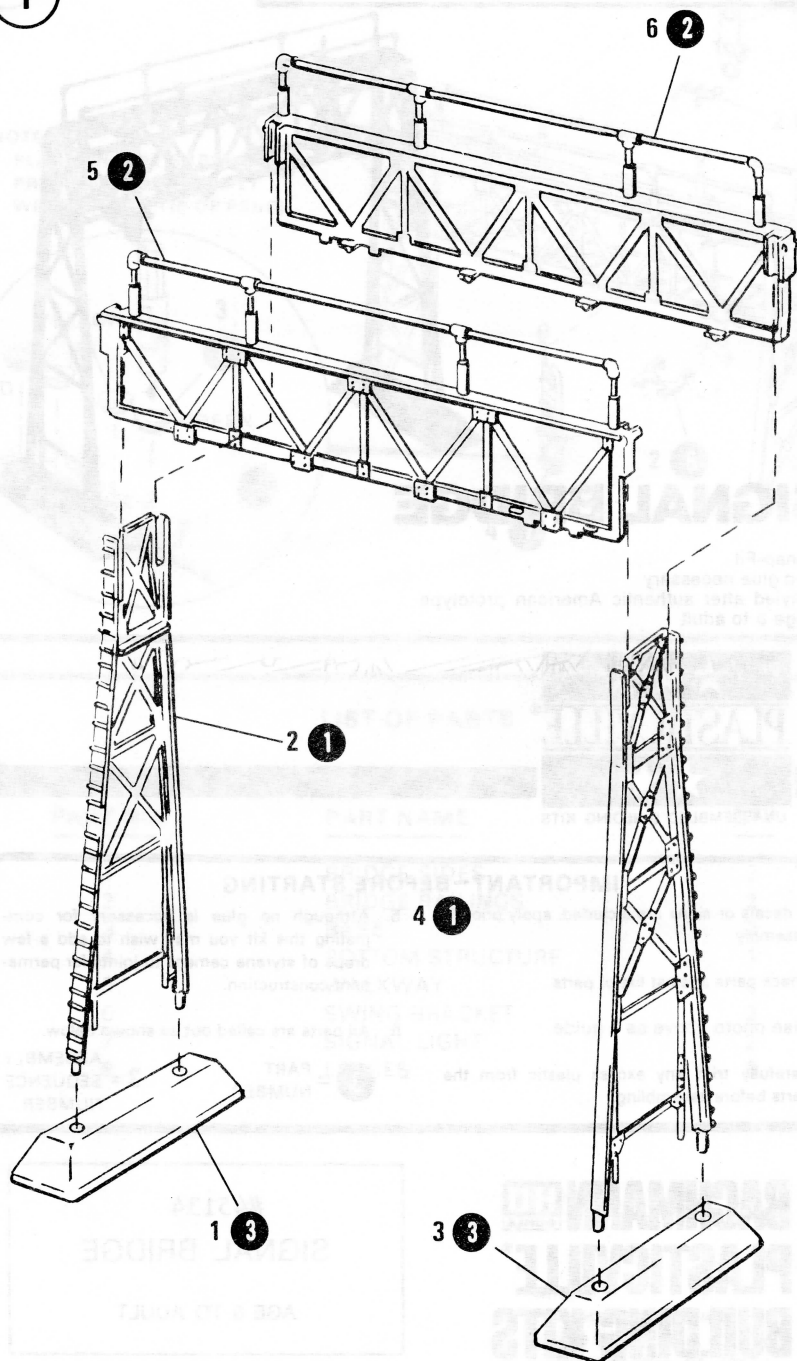
BACHMANN HD
PLASTICVILLE
BUILDING KITS

#45134
SIGNAL BRIDGE

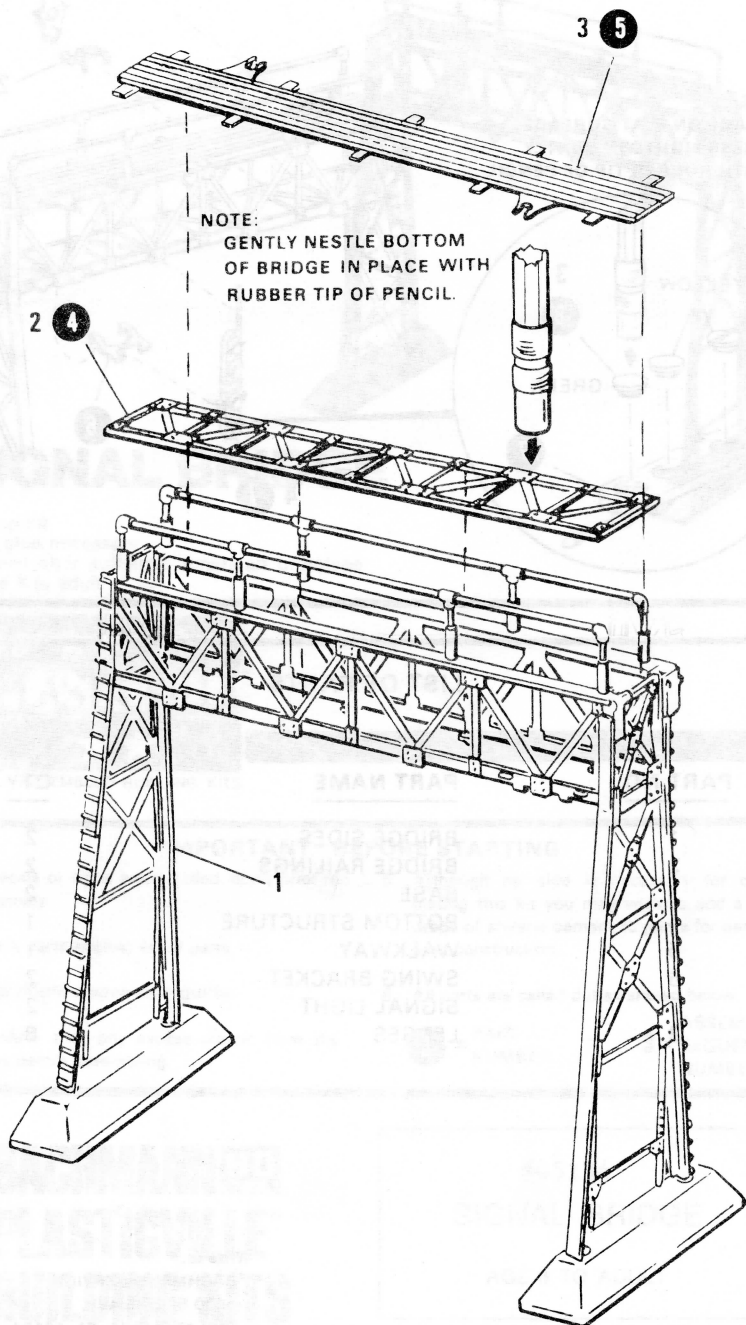
AGE 8 TO ADULT

BACHMANN IND., INC., PHILADELPHIA, PA. 19124
PRINTED IN U.S.A.

1

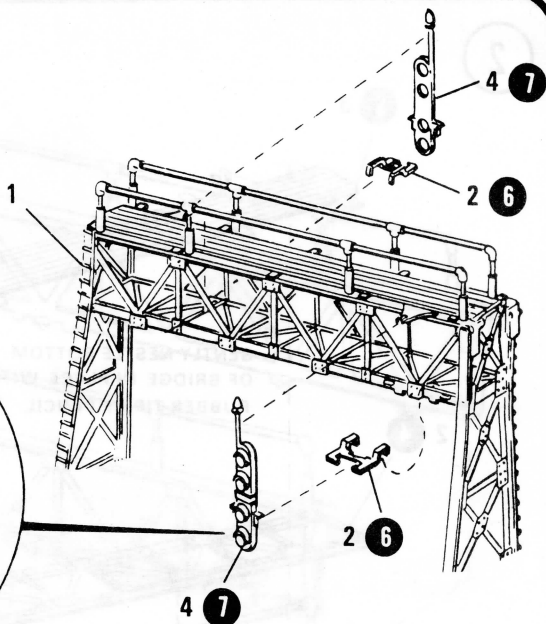
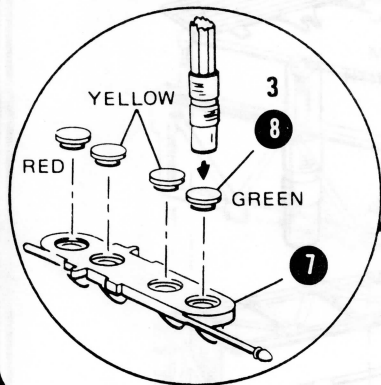


2



3

NOTE:
PLACE ON FLAT SURFACE.
PRESS LIGHTS IN GENTLY
WITH RUBBER TIP OF PENCIL.



LIST OF PARTS

<u>PART NO.</u>	<u>PART NAME</u>	<u>QTY</u>
1	BRIDGE SIDES	2
2	BRIDGE RAILINGS	2
3	BASE	2
4	BOTTOM STRUCTURE	1
5	WALKWAY	1
6	SWING BRACKET	2
7	SIGNAL LIGHT	2
8	LENSES	8

Write to:
BACHMANN-SERVICE
1400 E. ERIE AVE.
PHILADELPHIA, PA. 19124