



# EMD GP30 DIESEL



## INSTRUCTIONS

### LUBRICATION AND MAINTENANCE

Proper lubrication is important BUT IT MUST NOT BE OVERDONE. Your local Hobby Dealer will recommend the proper lubricant. Grease is recommended for gears and lightweight oil for axles and bearings. Apply oil by dipping the end of a toothpick into the oil and applying just one drop to wheel bearings of cars, locomotive and side rod screws of steam locomotive. Wipe off excessive oil. Too much lubrication can cause slipping drive wheels or even a short circuit. LUBRICATE CAREFULLY. BE SURE LUBRICANT IS COMPATIBLE WITH PLASTIC. Check for any dirt or lint between the brush and armature, and also between the pick-up strip and wheels which can cause a "jerky" operation.

### BREAK-IN PERIOD

Like any fine piece of machinery, your precision engineered BACHMANN Trains will work best after a few hours of actual running time. Do not run at full speed. Frequent starts and stops and running at various speeds will assure you many years of trouble-free running.

### TROUBLE-SHOOTING TIPS

1. If your locomotive doesn't run, check the following:
  - a. Check that the power pack is plugged in;
  - b. Check that the track is wired properly;
  - c. Make sure all locomotive wheels are on the track.
2. If your locomotive doesn't run, but the headlight glows, you may not have your track connected to the DC TERMINALS on the power pack.
3. Keep your track and the metal wheels of the locomotive clean with track cleaner. Dirt will cause your locomotive to run erratically. DO NOT USE STEEL WOOL.

### TO ORDER SPARE PARTS

See your Hobby Dealer first.  
If not available thru him...

**WRITE TO BACHMANN**  
**1400 E. ERIE AVENUE**  
**PHILADELPHIA, PA. 19124**

List part numbers required  
and send a check or money  
order for the cost of the  
parts plus 50¢ for postage  
and handling.

**Include a Self-Addressed  
Envelope and We'll Do the Rest**

### SPARE PARTS LIST

STOCK NO.	DESCRIPTION	LIST PRICE	STOCK NO.	DESCRIPTION	LIST PRICE
2500	Chassis	\$2.00 Each	1997	Drive Wheel	\$0.75 (6)
2021	Loco Coupler	0.35 Pair		Traction Ring	
2201	Chassis Weight, Large	0.25 Each	1998	Idler Gears (2)	0.35 Set
2501	Chassis Weight, Small	0.20 Each	1999	Gear Drive Wheels (2)	1.50 Pair
1993	Rear Truck Assembly	2.00 Each	1880	Light Bulb with Lead Wire	0.75 Each
1994	Front Truck and Motor Assembly	7.50 Each	1881	Brushes, Spring	1.50 Set
1995	Rear Truck Wheels (2)	1.00 Pair		Motor Retainer and Contact Plate	
1996	Contact Plate with Wire and Retainer (2) Left and Right	1.00 Set	2204	Screws (Set of 9)	0.50 Set
			2551	HO EMD GP30 Diesel Shell, decorated	4.00 Each

## ALL BACHMANN LOCOMOTIVES HAVE A LIFETIME LIMITED WARRANTY

### PLEASE NOTE: BREAKAGE FROM DROPPING OR MISUSE IS NOT COVERED BY THIS WARRANTY.

Bachmann Ind., Inc. will remedy any defect or malfunction occurring in the locomotive within the lifetime of the purchaser. This warranty does not extend to defects or malfunctions which are caused by damage (not resulting from the defect or malfunction) while the locomotive is in the possession of any consumer, or by unreasonable use (including failure to provide proper lubrication) while the locomotive is in the possession of any consumer.

This warranty is given in lieu of all other express warranties. All implied warranties, including but not limited to implied warranties of fitness and merchantability, shall expire one year from the date of purchase. Some states do not allow limitations on how long an implied warranty lasts, so the above limitation may not apply to you.

Under no circumstances shall Bachmann Ind., Inc. be responsible for any incidental or consequential damages arising in regard to any Bachmann Ind., Inc. locomotive. Some states do not allow the exclusion or limitation of incidental or consequential damages, so the above limitation or exclusion may not apply to you.

In order to validate this warranty, the Owner Registration Card enclosed in your set must be completed and mailed within ten (10) days

after purchase of the locomotive to Bachmann Ind., Inc., 1400 East Erie Avenue, Philadelphia, Pa. 19124.

If warranty service is required within one year from the date of purchase, please send the locomotive, postage prepaid, to Bachmann Ind., Inc., 1400 East Erie Avenue, Philadelphia, Pa. 19124. Also, please write a letter explaining the nature of your difficulty and enclose it with the locomotive.

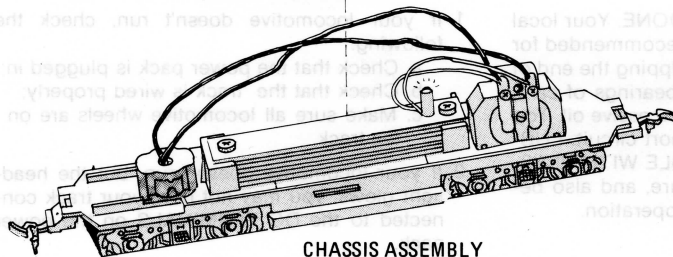
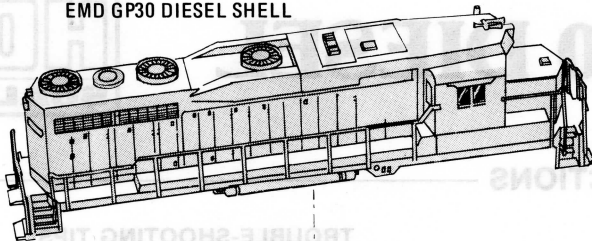
If warranty service is required after more than one year from the date of purchase, please send the locomotive, postage prepaid, with a check or money order (\$3.00 for diesel locomotives or \$5.00 for steam locomotives) to cover return postage and handling, to Bachmann Ind., Inc., 1400 East Erie Avenue, Philadelphia, Pa. 19124. Also, please write a letter explaining the nature of your difficulty and enclose it with the locomotive.

At the option of Bachmann Ind., Inc., the locomotive will be either repaired or replaced, except that if both repair and replacement are not practicable, then a refund of the purchase price will be made.

This warranty gives you specific legal rights, and you may also have other rights which vary from state to state.

In the event you have any questions concerning use and care of the locomotive or any complaints concerning service, please write: Bachmann Ind., Inc., 1400 East Erie Avenue, Philadelphia, Pa. 19124.

# EMD GP30 DIESEL SHELL



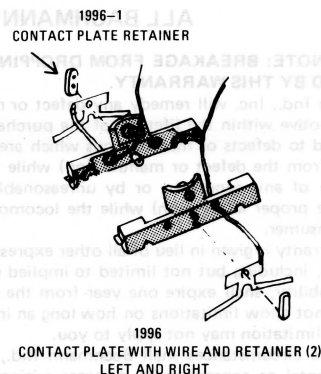
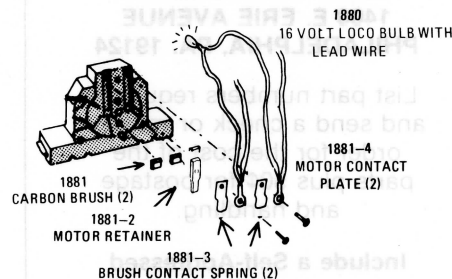
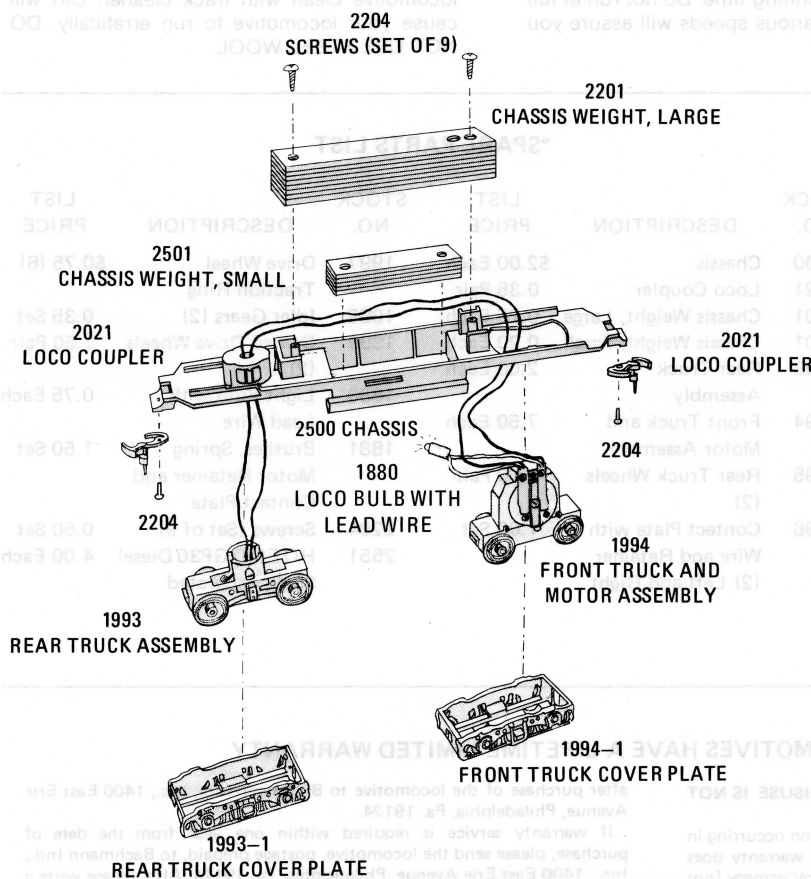
CHASSIS ASSEMBLY

To remove body shell, spread center.

To detach front power truck, unscrew motor retainer. Twist the truck firmly with force to the side of the chassis until the motor lugs clear the obstruction from the chassis. Then pull the truck downward. Motor lugs are on both sides. Do one side at a time.

**IMPORTANT:** Be careful not to damage motor brush contact spring.

To replace truck, just snap it back into chassis.



**BACHMANN** 1400 E. ERIE AVENUE  
PHILADELPHIA, PA. 19124 U.S.A.